



District Report Card: 2017


State: Assam	District: Kamrup-metro
Class: 3	Subject: Language
Schools: 58	Students: 1128


Participation/Coverage


Students

GENDER 	Boys		Girls	
	Number	%	Number	%
	574	50.89	554	49.11

AREA 	Rural		Urban	
	Number	%	Number	%
	226	20.04	902	79.96

CATEGORY 	SC		ST		OBC		GEN	
	Number	%	Number	%	Number	%	Number	%
	243	21.54	118	10.46	177	15.69	590	52.30

CWSN 	LD	VI	HI	S&LD	ID	Oth
	2	1	0	0	1	3

Management 	Government		Government-aided	
	Number	%	Number	%
	974	86.35	154	13.65

Average Performance of Students in Language (%)

Overall	Gender		Area		Management		Social Group			
	Male	Female	Rural	Urban	Govt.	Aided	SC	ST	OBC	GEN
68.10	66.38	69.89	64.42	69.02	67.73	70.48	69.41	67.01	67.01	68.11

Performance on Learning Outcomes (LOs)

Learning Outcomes	Description	Average Performance(%)
L304	Reads small texts with comprehension i.e., identifies main ideas, details, sequence and draws conclusions	69.10
L312	Reads printed scripts on the classroom walls: poems, posters, charts etc.	66.12

Range of Performance of Students who Answered Correctly							
Below 30%		30% - 50%		50% - 75%		Above 75%	
Number	%	Number	%	Number	%	Number	%
111	9.84	156	13.83	325	28.81	536	47.52

Lowest Performing Learning Outcomes (LOs)

1 - Reads printed scripts on the classroom walls: poems, posters, charts etc. (66.12)

2 - Reads small texts with comprehension i.e., identifies main ideas, details, sequence and draws conclusions (69.10)